

Messenger



Volume 20, Issue 2

EDUCATION IS OUR PURPOSE

www.nwcarandcycle.com

April – June, 2022


SPEEDSTER STUDENTS SHARPEN SKILLS, CREATE RESTORED GEM



Student Josh oiling springs



Mentor Pat Patterson teaches students the art of a Model A Clutch. Teagan looks on



Students Isaac and Teagan learning to use tools to repair and grind Model A sheet metal.

IN THIS ISSUE

Call for Summer Display Vehicles Speedster Class Update	2
Guide to Museum Contacts In Memoriam: Bill Hellie	3
Membership Meeting Membership Form	4-5
Cherry Blossom Run Update for the Ladies	6
2022 Calendar	7
Cherry Blossom Run Flyer	8
Improve your Drum Brakes	9
Marvin's 80th Birthday The Nethercutt Museum	10
The Toy Box Willamette Valley Street Rods	11

Call for Summer Display Vehicles: Do You Have a “Vehicle for the Decades”?

By Tom Ruttan

The theme for the 2022 NWVCM Summer vehicle display is: “Vehicles for the Decades” We are looking for cars & motorcycles spanning each decade from the 1900’s through the 1980’s such as:

- ★ Performance vehicles; racers, big engines, technology innovation
- ★ Cars & motorcycles with an interesting history or story
- ★ Vehicles that have made an impact on the Northwest
- ★ Vehicles that best represent the decade they were made

We need your help!

Here’s your chance to display your vintage or collector vehicle in one of the region’s premier museums for the summer.

The fine print, but in regular-sized font:

- ★ Setup for display vehicles will be May 14 through June 1, 2022
- ★ They will be on display from June 4 through October 2, 2022
- ★ Vehicle owners will need to provide insurance; our insurance policy does not cover display vehicle not owned by the museum
- ★ Each owner will need to sign a liability release form

If interested, please contact: Tom Ruttan, tgruttan@gmail.com or (503) 621-8943

Speedster Program Update

By Don Blain

The program has continued this year with a weekly average of four students. We have completed the 1929 Model A Roadster and it has been moved into the Museum for display.

Work is continuing work on the 1920-21 Model T Ford Roadster and the 1926 Model T Ford Roadster Pickup. We will also be getting back to work on the 1928 Chevrolet Pie Wagon. We have also moved a new project of a 1929 Model A Ford Coupe into the garage to start work on.

We were recently donated a 16-foot trailer by the Bent 8's Hot Rod Club. We

thank them for their generous donation. We will be seeing how we can best utilize this donation.

We have a lot of projects to work on as you can see, so they should keep up busy through the remainder of the school year and provide us with seed to start on next fall.

We will be trying to recruit more students next year. If you know of a student, 16 or over, who would be interested in our program, please let us know.

For Information on the program, contact: Don Blain at 503-871-8696 or email: talulatouring@msn.com.

Museum Contacts

President
TBD

Editor:
Doug Nelson, 503-399-0647

Secretary:
Neil Beutler
neilbeutler@yahoo.com

Treasurer:
Tom Winterrowd, (503) 263-2696
tawinterrowd@gmail.com

Docent Chairman:
Currently open

Speedster Chairman:
Don Blain, 503-585-8078
djblain@msn.com

Maintenance Chairman:
Gary LeMaster, 503-393-6069
grlemaster@msn.com

Fundraising Chairman:
Andy Ottolia, 503-873-1185
or 503-851-0816
gosurfhi@gmail.com

Display Committee Chairman:
Tom Ruttan, 503-638-1746
tgruttan@gmail.com

Education Comm. Chairman:
Don Blain, 503-585-8078
djblain@msn.com

Antique Powerland office:
503-393-2424
office@antiquepowerland.com

Webmaster & Facebook Guy:
Mark Moore
mark@pdxhistory.com

Newsletter Gal:
Laura Nelson
nelsonducks@gmail.com

In Memoriam: Bill Hellie

By Chip Hellie

With great sadness we report the loss of one of our pioneer members, Bill Hellie. He was also a board member and docent. He started the Hellie Toy Box for the newsletter. It's now taken over by his son Chip. His wife, Fernie, was the museum secretary and she did many things. Her proudest achievement was getting the grant from the Murdock Foundation. Bill especially enjoyed the original service station and loved to be there during Steam-Up to help the children fill up and stamp their passports and with other activities such as coloring. It was very rewarding to him just to answer their many questions.

He met many people, and they became his friends. He made sure the flowerpots were filled and watered. His father had owned a service station on Edgewater St. back in the 40's where Bill worked. The garage reminded him of his youth.



His father was also friends of the Hormel family – the "chili" guys. He would often receive cars that the family was replacing with new ones. There were some fabulous cars which probably had a lot to do with his interest in old classic cars, especially big Packards.

Bill also rode a big punched out 90" Harley when he was 16. Therefore, his interest in old bikes was especially Harleys. He became bedridden for several years so that's why no one had seen him for a while. He enjoyed the Museum greatly and talked about it often. Bill passed at age 92.

Membership Has its Privileges!

By Don Blain

Have you let your membership lapse? Have you always meant to join but just keep forgetting? Now is the time...your museum needs YOU. Though "Education is our Purpose," membership is what makes everything work, and sets up the Museum for smooth operating in the future as well. Fill out this form today, or visit nwcarrandcycle.com to get the form online.



Tom Winterrowd , Tom Ruttan and Andy Ottolia tell Museum members about future programs and past accomplishments during this year's Member Appreciation Day on March 26.



DONATION AND MEMBERSHIP FORM

Mail this form, along with your payment, to:

Northwest Vintage Car & Motorcycle Museum
PO Box 15
Salem, OR 97308-0015



Questions? Call Tom Ruttan at 503-621-8943

Name _____

Spouse _____

Address _____

City, State, Zip _____

E-mail _____

Phone number(s) _____

_____ **DONATION** in the amount of \$ _____

Membership levels:

_____ **SPECIAL 3 years for \$100 (any age)**

_____ Senior membership \$35 (ages 65+)

_____ Family membership, \$50 (1 or 2 adults over 18 with any number of children under 18)

_____ Standard membership, \$40 (ages 18 – 64)

_____ Club membership \$200 the first year, \$100 each year after

_____ Lifetime membership, \$10,000 (one-time fee, includes family)

Tell us about your vehicles and interests:

- ☐ I would prefer to receive all correspondence via email
- ☐ Contact me regarding Volunteer Opportunities

*The Museum also accepts cars and motorcycles to display and to sell.
These donations are used to help build the endowment fund that will help support the Museum in the future.*

*The Northwest Vintage Car & Motorcycle Museum is a 501(c)(3) non-profit organization.
Your donation is tax-deductible to the extent provided by law. Thank you!*

Don't Miss the April 16 Cherry Blossom Drive & Poker Run!

By Andy Ottolia



Over 225 cars participated last year under sunny clear skies. Come out and enjoy the site, cars, and the enthusiastic energy at the start of show season.

Do not miss our next big event coming on Saturday, April 16! You can watch cars come into the Museum starting at 11 am or do the complete tour through Oregon's beautiful countryside starting at 9am at Walery's Pizza in east Salem. The tour finishes at the Museum. Sponsored by Salem Auto Club Council. See their website at www.salemautoclubcouncil.org for more information.

Update for the Ladies

By Joanne Blain

We are anxiously awaiting the opening of the Museum for the 2022 year. The display committee has been meeting and has determined a theme which will display cars.

We have several display cabinets to fill with collectibles, so if you have anything that would fit into the teens, 20's, 30's, 40's, etc. that you want to loan for the summer or donate, please contact us as soon as possible.

We have several quilts to display this year that no one has seen before, plus a beautiful quilt we will be raffling to some lucky winner. Be sure to buy your tickets on your next visit. The drawing will be on August 7 at the end of Steam-Up. You do not need to be present to win. Tickets are \$1 each or 6 for \$5.

Last year the Ladies introduced various items for sale to help support our area. We



The Summer 2022 Raffle Quilt

welcome any item that you might want to donate for these sales. Last year we sold lap quilts, baby quilts, jewelry, pictures, books, and various other things.

We are always looking for volunteers to help in our area so if you are interested in lending a helping hand, please feel free to call Joanne Blain at 503-585-8078 or 503-871-0118, or email: djblain@msn.com.

THIS IS IT! THE CALENDAR YOU'VE BEEN WAITING FOR!

2022 MUSEUM CALENDAR



APRIL

- 9 Outpost 788 Toy Group Meet-up and Swap Meet, 11am – 3pm
- 16 Cherry Blossom Drive & Poker Run, 10am – 4pm**
- 21 Board Meeting, 2:00pm
- 23 Portland/Beaver Clubs Safety Check Tour, 10am – 4pm
- 15-30 Winter Storage Vehicles Move Out

MAY

- 19 Board Meeting, 2:00pm
- 14-31 Summer Display Vehicles Move In

JUNE

- 2/4 Docent Training
- 4 Museum Summer Display Opens
- 11 Datsun Swap Meet
- 16 Board Meeting, 2:00pm
- 18 Left Coast Mustang Club Car Show, 8am – 4pm**
- 25-26 Branch 15 Swap Meet
- 30 Vintage Trailer Show

JULY

- 1-5 Vintage Trailer Show
- 11-14 Oregon Trail Chapter of the AMCA Motorcycle Road Run
- 17 Forest Grove Concours d'Elegance
- 21 Board Meeting, 2:00pm
- 23 Willamette Valley Model T Club Car Show, 8am – 4pm
- 23 Summerfest Car Show (Sublimity)**
- 30-31 Great Oregon Steam-Up

AUGUST

- 6-7 Great Oregon Steam-Up
- 13 Capitol Area Mustang Club Show, 8am – 4pm**
- 18 Board Meeting, 2:00pm
- 19-21 OBS Pick Up Show
- 23 Model T Club Picnic, 8am – 4pm**
- 26-27 Powerland Truck Show
- 27 Cutsforth Car Show (Canby)

SEPTEMBER

- 3 Cruise to Powerland, 10am – 4pm; Willamette Valley Street Rods**
- 15 Board Meeting, 2:00pm
- 17-18 Octoberfest Car Show (Mt. Angel)
- 18 Vintage Bicycle Swap Meet
- 24 Heritage Car Show, 8am – 4pm**
- 25 Museum Summer Vehicle Display Closes
- 26-30 Move Out of Summer Display Vehicles

OCTOBER

- 1 Hops & Vines
- 1-8 Complete Move Out of Summer Display Vehicles
- 8-15 Move-in of Winter Storage Vehicles
- 20 Board Meeting, 2:00pm

NOVEMBER

- 20 Board Meeting, 2:00pm

DECEMBER

- 11 Annual Museum Movie Matinee, 2pm




93rd Annual

Salem Auto Club Council

"Representing Car Clubs of the Willamette Valley"

Cherry Blossom Drive & Poker Run

Saturday April 16, 2022 9am to 2pm



**Cars, Trucks & Motorcycles
All Welcome!**

*Enjoy a beautiful drive through the Willamette
Valley visiting six interesting stops for
the Poker Run*

Start at:

Walery's Pizza parking lot West Salem

1555 Edgewater St. NW, Salem

*****Registration from 9am to 11am*****

Bring canned food or cash donation for Marion Polk Foodshare

Cost: \$5.00 per poker score card

Best 3 hands win!

1st place - \$100. 2nd place - \$75. 3rd place - \$50

Portion of proceeds goes to Boys and Girls Club of Salem

(Bring food or cash donation & be entered in a drawing)

Thanks to:



For more info call Russ Strohmeyer 503-930-8976

For the Vintage Cyclist: Improve your Drum Brakes

By Tom Ruttan

We all love our old bikes (mostly) for their character, simplicity, mechanical design and the reminders of our misspent youth. It is a lot of fun to ride these old machines with all this character and the “adventure” they present to us. You all know the “character” I’m talking about: oil leaks, hard starting, electrical problems and marginal brakes. By the 1970’s many of these “features” were bred out if motorcycles with electric start, improved electrics, hydraulic disc brakes and fewer oil leaks.


This article will focus on how to improve your brakes on machines from the drum brake era. A lot of bikes from this time go a lot faster than they stop. Early bikes only had half hub-width brakes with rather small diameters resulting in small braking area and marginal stopping power. In the mid- 1950’s and into the 1960’s the brake drum diameter increased and full width drums were introduced, and that helped. Regardless of what vintage drum brake bike you have, you can improve the braking power by insuring the brakes are operating to the maximum level that the original designer intended. This means having good brake linings that fit the drums properly and the drums are round and have a good surface for the linings to bed into.

To do this you should enlist the services of the various brake shops in the area that cater to motorcycle drum brakes. You probably have your favorite but I have found (surprisingly enough) that at least one shop that caters to large trucks have the experience and equipment to handle this job. I have used FleetPride Truck and Trailer Parts in Portland, Oregon for this and I’m sure there are others. They can bond modern friction material on your brake shoes that will improve your brakes significantly, particularly if you request the softer brake lining material. The trade-off is that it doesn’t last as long but gives better stopping power. We don’t typically put that many miles on these old beasts so it’s a good option. They will fit the shoes to your drums and can even turn your drums to get a fresh, smooth metal surface and perfectly round drum. They can do that with the wheel and tire in place; no need to disassemble the wheel. The only thing they require is to knock out the wheel bearings so it fits their lathe. It’s not the lowest cost way to rebuild your drum brakes but it will restore your brakes so they will work the best they are capable of for that particular design.

Whether you are doing a complete ground-up restoration or just doing maintenance & repair on the ol’ trusty steed, this process should give you the best possible braking your old bike is designed for. It won’t turn your 50’s English, American or European motorcycle into a modern disc brake monster but it will remove some of the “adventure” in riding your old pride and joy.



Turning the brake drum can be done without dismantling the wheel



New brake linings can be bonded to your brake shoes



CORRECTION: In our January issue, we had the article about Movie Night and it was stated that Jerry Grulkey was the owner of the Duryea car that was on exhibit that day. Jerry wanted to clarify that he is only the caretaker of the vehicle, not the owner. The Messenger apologizes for the error.

On March 20, the Museum was backdrop for an 80th birthday party for member Marvin Nisley. Contact us if you are interested in using the Museum space for your event!

The Nethercutt Museum

By Al Hall

This "Museum" in Sylmar, California is a museum of vintage cars (plus an exhibit out back of a Hudson train locomotive + railcar). But the "Collection" tour encompasses more than just cars spread out among its 4 floors of exhibits. Mr. Nethercutt also had a passion for collecting musical instruments. As such, the Collection also includes one of the world's fanciest theater organs plus a number of other mechanical instruments, including extremely rare "reproducer pianos." But the prime focus in this area of the museum is ochestrions. Orchestrions are mechanically playing organs. They have never been common in the U.S. but were found in Europe in the 1920s in fancy hotel ballrooms, etc. The tour lasts about 2



hours and is guided by a docent throughout. Expect a large number of visitors. Around 100 people may be on many of the tours.

The car "Collection" is also unique in that there are no velvet ropes around the cars and you can approach them closely from

all sides, although you are cautioned not to touch them. They are referred to as American "family" cars. You won't find motorcycles, trucks, racing cars, hot rods or custom cars. By saying "family," that does not mean "affordable." Some of the cars are incredibly rare and expensive. There is a very large collection of Rolls-Royces plus a smaller number of Mercedes.

The Toy Box


By Chip Hellie

This time around I have a really nice pressed-tin wind up from Schuco.

It's really a fantastic toy. I remember these bringing hundreds of dollars back in the late 70's and they were well worth it. First sold prewar, this precision-made German toy sports working steering, a windup motor that you can hand crank or cheat and spin, and a wheel underneath the car. It has a working differential. The car includes a jack and the knockoff style wheels can be removed. Hammer included. The spokes on one side are blue and are red on the other side, so there's no cheating when you come into the pits. You'll know which ones didn't get changed!

The manufacturing tooling for this toy survived the war and it was made in several zones such as US zone or Western Zone.

Fortunately for those of us who always wanted one but couldn't afford one, Schuco reissued it back in 1982 in a limited run. This one is #1050. It's a faithful copy of the original obviously using all the original tooling. Probably find one in the \$75 range. Unfortunately, it seemed to kill the value of the original survivors a bit as one would suspect. Doesn't matter to me, it's still a great toy old or re-issued.



Club Friendships and Partnerships Benefit All

By Alan Eyman, WVSR and NWVCM member

The vintage car collector hobby is alive and well in both The Northwest Vintage Car and Motorcycle Museum and The Willamette Valley Street Rods (WVSR). In the Street Rod club there have been a lot of car activities including car meets and swap meets, with a lot of old car parts trading hands.

With relaxed mask mandates and the car meets starting to begin, we as old car and motorcycle enthusiasts are looking forward to this spring and summer with car shows in both Salem and Brooks. Vintage car and motorcycle collectors love showing their hard work and beautiful cars. It is an honor for WVSR to be included with the Brooks Museum.



"EDUCATION IS OUR PURPOSE"

P.O. Box 15 • Salem, Oregon 97308-0015

www.nwcarandcycle.org

The NW Vintage Car & Motorcycle Museum is at Antique Powerland, off Brooklake Road, west of I-5.

I-5 Exit 263, Brooks

10 minutes north of Salem
30 minutes south of Portland

MARK YOUR CALENDARS

MUSEUM OPENS FOR SUMMER JUNE 4, 2022



**SEE OUR EXTENSIVE CALENDAR FOR ALL EVENTS
PAGE 7**



SPEEDSTER CLASS:

April 7, 14, 21, 28 and May 5, 12, 19, 26

MEMBER/BOARD MEETINGS are the 3rd Thursday of each month, 2 pm at the Nelson Exhibit Hall.
Everyone is welcome!